



Be smart. Measure it.

NEXT LEVEL OF COMPRESSED AIR, GAS AND LIQUID MONITORING

- PRODUCT OVERVIEW
- APPLICATION EXAMPLES



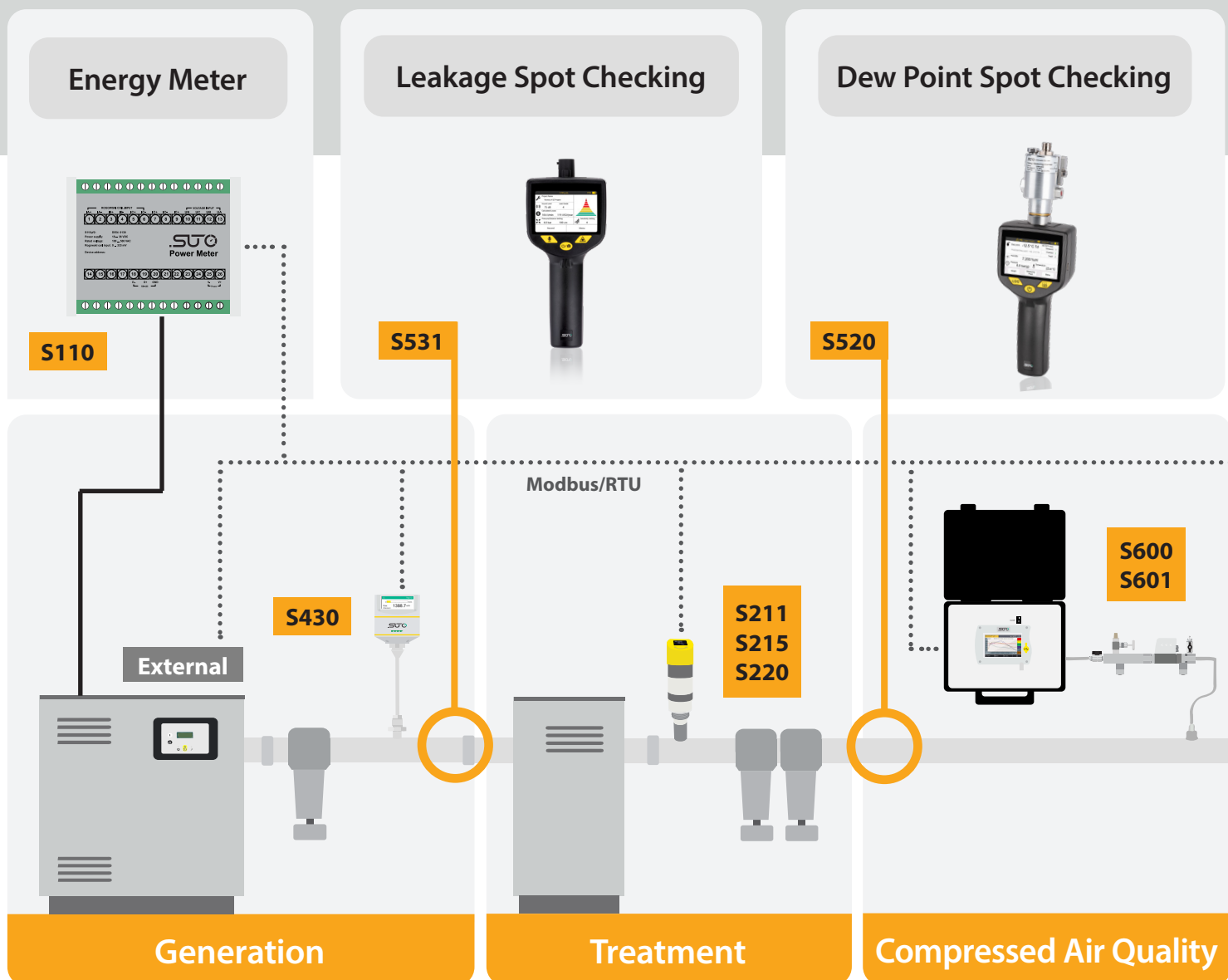
INSTRUMENTS
VALVES



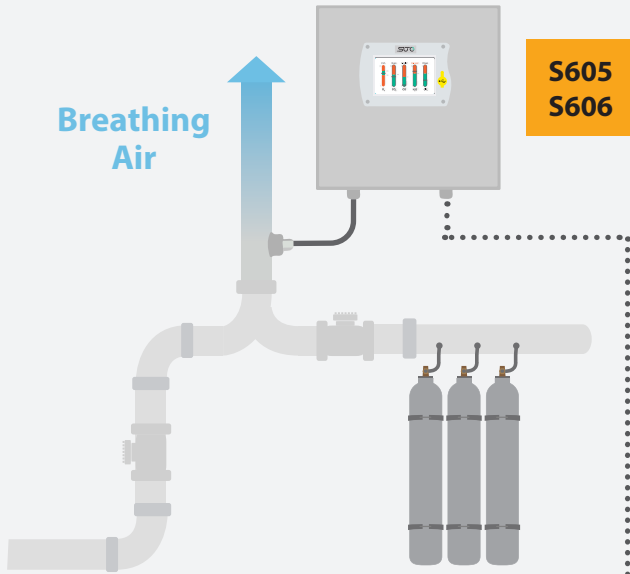
Compressed Air and Gas Monitoring - get your system under control

The use of compressed air and technical gases in modern production processes has become indispensable. Compressed air is used to drive actuators, machines and to control other automated processes. Technical gases and air are used to conserve food or are even becoming part of the product, like in the beverage production.

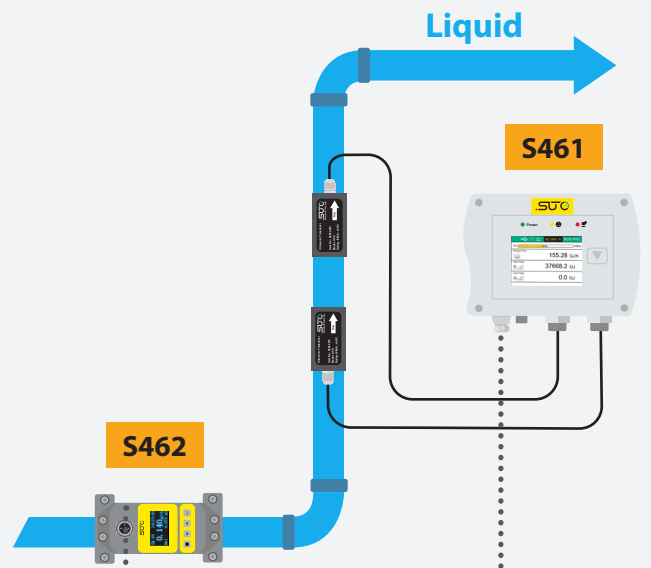
- ✓ System Performance and Reliability
- ✓ Energy Efficiency and Cost Reduction
- ✓ Product Quality and Safety
- ✓ ISO Purity Requirements



Breathing Air



Liquids



Data Logging

S330
S331

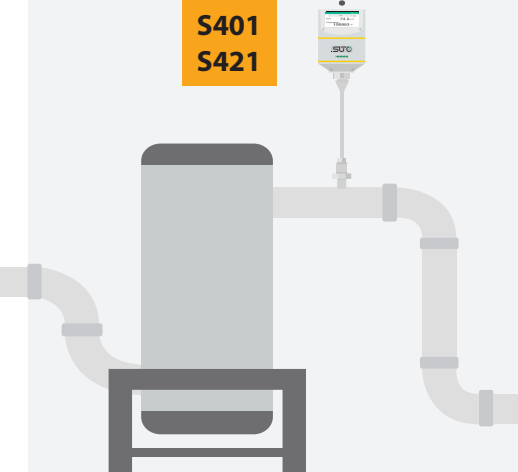


Data Analysis



S4M
SaaS

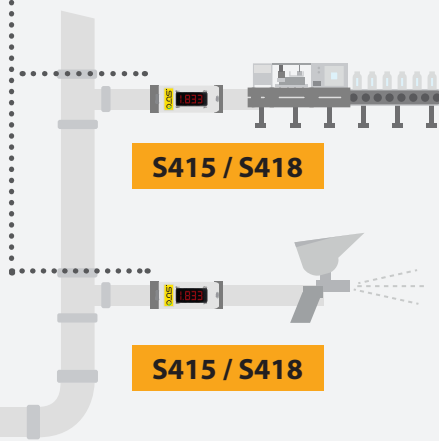
S401
S421



Modbus/RTU

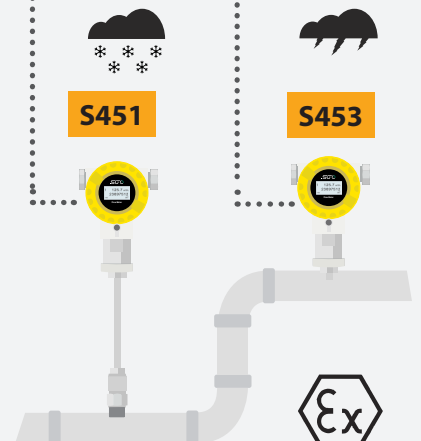
S415 / S418

S415 / S418



S451

S453



Distribution

Point-Of-Use

Outdoor/Ex



Flow and Consumption Meters for Compressed Air and Gases



Pitot Tube Flow Meter for Wet Air

S430

Insertion



Installation

Insertion type for pipe sizes of DN32 to DN500 installation under pressure through 3/4" ball valve

Signal Outputs


- Isolated 4 ... 20 mA & Pulse
- Modbus/RTU
- Modbus/TCP
- M-Bus

Application

- Flow and velocity monitoring of the compressor outlet
- High temperature flow applications

Generation

S430



Compressor



Wet Air
Measurement at the compressor outlet



Fast response time
For accurate results



Easy Monitoring
Effective measurements



Mobile App
For remote configuration



Stable Results
No mechanical wear parts

Thermal Mass Flow Meter

S401

Insertion



Installation

Insertion type DN25 to DN500, installation under pressure through 1/2" ball valve

Signal Outputs

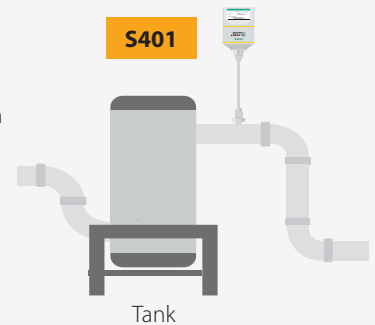
- Isolated 4 ... 20 mA & Pulse
- Modbus/RTU
- Modbus/TCP
- M-Bus

Application

- Non-intrusive solution to measure compressed air and gas consumption and flow in main and distribution lines
- Applications in various industries, aiding in energy management, process control, cost allocation and quality assurance

Distribution

S401



Tank



Easy Installation
Through 1/2" ball valve under pressure



Mobile App
For remote configuration



Total Flow
Reliable measurements



IP65 Casing
Provides robust protection



Cost-efficient
Affordable sensor solution

Thermal Mass Flow Meter

S421

In-line



Installation

In-line type with measuring section DN15 to DN80 (Thread / Flange)

Signal Outputs

- Isolated 4 ... 20 mA & Pulse
- Modbus/RTU
- Modbus/TCP
- M-Bus

Application

- Non-intrusive solution to measure compressed air and gas consumption and flow in main and distribution lines
- Applications in various industries, aiding in energy management, process control, cost allocation and quality assurance

Distribution

S421



S421



Easy Installation
With measuring section



Mobile App
For remote configuration



Total Flow
Reliable measurements



IP65 Casing
Provides robust protection



Cost-efficient
Affordable sensor solution



Flow and Consumption Meters for Compressed Air and Gases



Compact Thermal Mass Flow Meter

S415

Economic



Installation

In-line type: G inner thread connection - DN8, DN15, DN20, DN25 or DN32 (ISO 228-1)

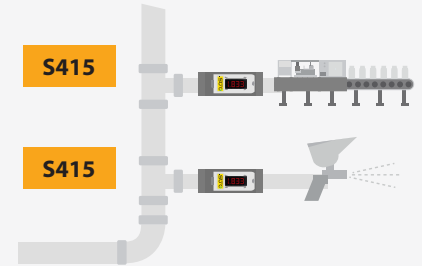
Signal Outputs

- Isolated 4 ... 20 mA & Pulse
- Modbus/RTU
- M-Bus

Application

- Low cost and broad monitoring of general processes
- Compressed air flow and consumption monitoring of individual machines and processes to improve efficiency and reliability

Point-of-Use



Point-Of-Use
Monitoring of compressed air and nitrogen



Cost-efficient
Affordable sensor solution



Total Mass Flow
No bypass measurement



Compact Design
For easy and flexible installation



Flow Conditioner
No straight inlet required

Compact Thermal Mass Flow Meter

S418

High End



Installation

In-line type: G inner thread connection - DN8, DN15, DN20, DN25 or DN32 (ISO 228-1)

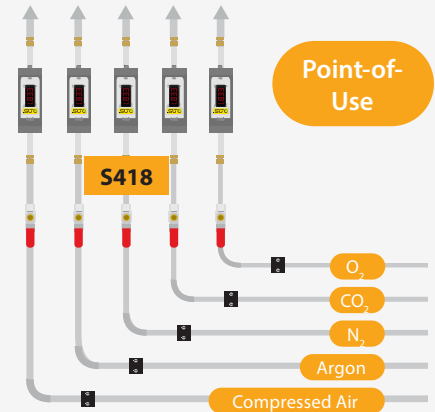
Signal Outputs

- Isolated 4 ... 20 mA & Pulse
- Modbus/RTU
- M-Bus

Application

Accurate compressed air and gas flow monitoring, to discover weak points in the process flow, thus ensuring continuity and profitability.

Point-of-Use



Point-Of-Use
Monitoring of machines and consumers



Data Logger
Easy recording of measurement data



Total Mass Flow
No bypass measurement needed



Compact Design
For easy and flexible installation



Flow Conditioner
No straight inlet required

Compact Thermal Mass Flow Meter

S418-V

Vacuum



Installation

In-line type: G inner thread connection - DN8, DN15, DN20, DN25 or DN32 (ISO 228-1)

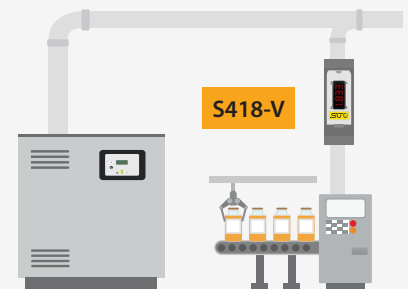
Signal Outputs

- Isolated 4 ... 20 mA & Pulse
- Modbus/RTU
- M-Bus

Application

- Performance monitoring of vacuum pumps.
- Monitoring of critical values in vacuum applications which help operators to ensure the process reliability.

Point-of-Use



Point-Of-Use
Monitoring of vacuum pumps



Vacuum Flow
Abs. Pressure Sensor integrated



Accurate Results
Integrated flow conditioner



Total Mass Flow
No bypass measurement needed



Compact Design
For easy and flexible installation



Flow and Consumption Meters for Compressed Air and Gases



Thermal Mass Flow Meter for Heavy Duty and Ex Applications

S451 Insertion



Installation

Insertion type DN25 to DN1000, installation under pressure through 3/4" ball valve

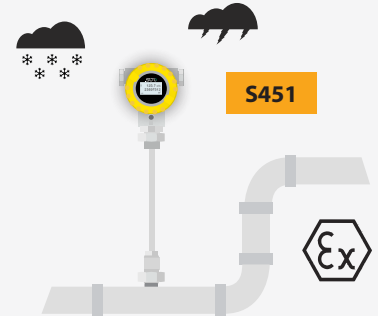
Signal Outputs

- 2 x 4 ... 20 mA, pulse & Modbus/RTU
- 2 x 4 ... 20 mA, pulse & Ethernet/APL (Modbus/TCP protocol)

Application

- Outdoor / all-weather flow applications
- Explosive environments

Outdoor and Ex



Industrial Design
For outdoor applications



Easy to Clean
All wetted parts stainless steel



Explosion Proof
Use in Ex-area applications



Accurate Results
Very fast response time



High Stability
Pressure & temperature independent

Thermal Mass Flow Meter for Heavy Duty and Ex Applications

S453 In-line



Installation

Inline type flow meter with measuring sections from DN25 to DN80 (R-thread / Flange)

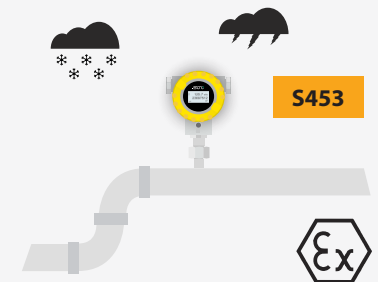
Signal Outputs

- 2 x 4... 20 mA, pulse & Modbus/RTU
- 2 x 4... 20 mA, pulse & Ethernet/APL (Modbus/TCP protocol)

Application

- Outdoor / all-weather flow applications
- Explosive environments

Outdoor and Ex



Industrial Design
For outdoor applications



Easy to Clean
All wetted parts stainless steel



Explosion Proof
Use in Ex-area applications



Accurate Results
Very fast response time



High Stability
Pressure & temperature independent

Flow and Consumption Meters

Thermal Mass Flow Direction Switch

S409 Insertion



Installation

Insertion type DN25 to DN500, installation under pressure through 1/2" ball valve

Signal Outputs

- 4 ... 20 mA 2-wire + SDI
- 4 ... 20 mA 3-wire + SDI
- 4 ... 20 mA 3-wire + Modbus/RTU

Application

Flow direction switch for reliable indication of flow directions. Flow-Switch can be connected to bi-directional flow meters for direction detection.

Two separated relays for direction indication

Multiple Locations



Easy Installation
Non-intrusive solution



Mobile App
For remote configuration



Total Flow
Reliable measurements



IP65 Casing
Provides robust protection



Cost-efficient
Affordable sensor solution



Dew Point Meters for Compressed Air and Gases



Dew Point Sensor

S211 -60 ... +20 °C Td



Installation

G1/2" Process connection for installation directly in process or via measuring chambers.

Signal Outputs

- 4 ... 20 mA 2-wire + SDI
- 4 ... 20 mA 3-wire + SDI
- 4 ... 20 mA 3-wire + Modbus/RTU

Optional Display

Measured Gases

Air / CO₂ / N₂ / O₂ / Argon

Operating pressure

- 0 ... 1.6 MPa
- Optional 35.0 MPa

Application

Dew point measurements after desiccant dryers

Treatment



Desiccant Dryer

✓ **Compact Design**
Installation anywhere

✓ **-60 ... +20 °C Td**
After desiccant dryers

✓ **Pressure Sensor**
Integrated as option

✓ **High Precision**
± 2 °C Td Accuracy

✓ **Long term stable**
Low Maintenance Costs

Dew Point Sensor

S215 -20 ... +50 °C Td



Installation

G1/2" Process connection for installation directly in process or via measuring chambers.

Signal Outputs

- 4 ... 20 mA 2-wire + SDI
- 4 ... 20 mA 3-wire + SDI
- 4 ... 20 mA 3-wire + Modbus/RTU

Optional Display

Measured Gases

Air / CO₂ / N₂ / O₂ / Argon

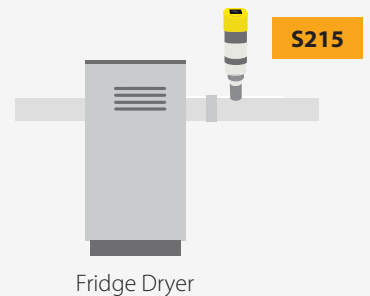
Operating pressure

- 0 ... 1.6 MPa
- Optional 35.0 MPa

Application

Dew point measurements after fridge dryers

Treatment



Fridge Dryer

✓ **Compact Design**
Installation anywhere

✓ **-20 ... +50 °C Td**
After fridge dryers

✓ **Pressure Sensor**
Integrated as option

✓ **High Precision**
± 2 °C Td Accuracy

✓ **Long term stable**
Low Maintenance Costs

Flow and Consumption Meters

Dew Point Sensor

S220 -100 ... +20 °C Td



Installation

G1/2" Process connection for installation directly in process or via measuring chambers.

Signal Outputs

- 4 ... 20 mA 2-wire + SDI
- 4 ... 20 mA 3-wire + SDI
- 4 ... 20 mA 3-wire + Modbus/RTU

Optional Display

Measured Gases

Air / CO₂ / N₂ / O₂ / Argon

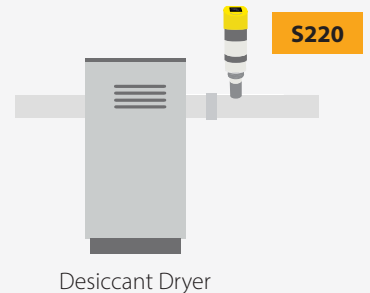
Operating pressure

- 0 ... 1.6 MPa

Application

Dew point measurements in high tech requirements and conditions

Treatment



Desiccant Dryer

✓ **Compact Design**
Installation anywhere

✓ **-100 ... +20 °C Td**
For high tech applications

✓ **Compressed Air Quality**
Monitors humidity

✓ **Precise Measurement**
± 2 °C Td Accuracy

✓ **Pressure Sensor**
Integrated as option



Dew Point Meters for Compressed Air and Gases



Dew Point Transmitter for Ex Applications

S230 -100 ... +20 °C Td

S231 -50 ... +20 °C Td



Installation

G1/2" Process connection for installation directly in process or via measuring chambers.

Operating pressure

- 0.1 ... 1.6 MPa (S230)
- 0.1 ... 35 MPa (S231)

Measured Gases

Air / CO₂ / N₂ / O₂ / Argon

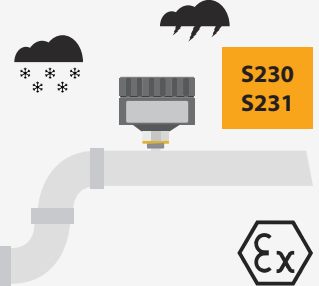
Signal Outputs

- 4 ... 20 mA (isolated)
- Modbus/RTU

Application

- Dew point measurement in explosive environments
- Outdoor / All-weather dew point measurement applications

Outdoor and Ex



✓ **Explosion Proof**
Use in Ex-area applications

✓ **Low Dew Point**
Measures down to -100 °C Td

✓ **Industrial Design**
For rough environment

✓ **Precise Measurement**
Unique QCM technology

✓ **Dual Sensor System**
Full range precision

Dew Point Monitor

S305 -50 ... +20 °C Td

-20 ... +50 °C Td



Installation

Stationary Installation easy process connection via 6 mm quick connect

Operating pressure

- 0.3 ... 1.5 MPa

Measured Gases

Air / CO₂ / N₂ / O₂ / Argon

Signal Outputs

- 4 ... 20 mA 3-wire

Application

- Monitor fridge and desiccant driers
- Simple after market installation
- Process humidity monitoring and notification in case of alarms

Dryer Monitoring

S305



Fridge and Desiccant Dryer

✓ **Plug & Play**
Simple and fast connection

✓ **Fast Response Time**
Time-efficient

✓ **-50 ... +50 °C Td**
Range depending on model

✓ **Precise Measurement**
± 2 °C Td Accuracy

✓ **Alarm Indication**
With internal relays or alarm units

Portable Dew Point Meter

S520 -100 ... +20 °C Td

-50 ... +50 °C Td



Installation

Point-of-use spot checking with easy process connection via 6 mm quick connect

Operating pressure

-0.1 ... 1.5 MPa(g) (at least 0.3 MPa is needed for the measuring chamber supplied with the instrument)

Measured Gases

Air / CO₂ / N₂ / O₂ / Argon

Signal Outputs

- Internal data logger
- On site print outs
- USB interface for data transfer

Application

- ISO 8573-1 dew point audits
- Dew point checks at the point of use
- Drier performance checks
- Measure absolute humidity in units like ppm or mg/m³

Mobile Measurements



S520

✓ **Smart device**
Dew point prediction

✓ **Pressure Sensor**
Various humidity units

✓ **Low Dew Point**
Measures down to -100 °C Td

✓ **Data Logger**
Integrated mass storage

✓ **Dew Point Audits**
Indication of classes



Air Quality Instruments for Compressed Air and Gases



Oil Vapor Monitor

S120 Display & Data Logger



Installation

Easy process connection via 6 mm quick connect

Signal Outputs

- 4 ... 20 mA (isolated)
- Modbus/RTU
- Modbus/TCP (available for display version)
- Alarm Relay: NO, 40 VDC, 0.2 A
- USB

Pressure Range

- 0.3 ... 1.5 MPa
- 600 ... 1070 hPa abs. (Ambient version only)

Measured Gases

Compressed Air, Nitrogen N₂, Carbon dioxide CO₂ (software setting)

Application

Permanent monitoring of oil content in compressed air and gas systems to ensure crucial processes in medical and pharma industry, food and beverage, semiconductor fabs and high tech applications

Point-of-use

S120



Accurate Results
Latest PID sensor technology

Compact Design
Can be installed anywhere

Easy Installation
Plug and Play Solution

Data Logger
Storage of values

Dew Point Sensor
Option:
-100 ... +20 °C Td

Laser Particle Counter

S130 ECO (0.3 < d ≤ 5.0 μm)

S132 PRO (0.1 < d ≤ 5.0 μm)



Installation

Easy process connection via 6 mm quick connect

Signal Outputs

- Modbus/RTU
- Alarm Relay: NO, 40 VDC, 0.2 A
- USB

Pressure Range

0.3 ... 1.5 MPa

Measured Gases

Compressed Air, Nitrogen N₂, Carbon dioxide CO₂ (software setting)

Application

- Permanent particulate measurement and monitoring of compressed air and gases in high tech applications.
- Fulfilling requirements according to compressed air standard ISO 8573-4.

Point-of-use

S130 / S132



Particle Measurement
According ISO 8573

Pro Version S132
Smallest channel
0.1 < d ≤ 0.5 μm

Data Logger
To save and print data

Easy Installation
Plug and Play Solution

Eco Version S130
Smallest channel
0.3 < d ≤ 0.5 μm

Portable Compressed Air Purity Analyzer

S600 5 in 1 Plug & Play



Installation

Easy process connection via 6 mm quick connect

Signal Outputs

- Modbus/RTU
- Modbus/TCP
- USB
- 4G/LTE Modem (optional)

Pressure Range

0.3 ... 1.5 MPa

Measured Gases

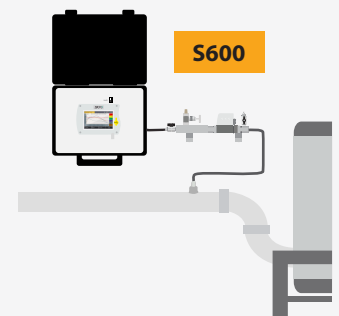
Compressed Air, Nitrogen N₂, Carbon dioxide CO₂ (software setting)

Application

- Air quality measurements in medical, pharmaceutical, food and beverage and other applications
- Compressed air quality audits in regards to the ISO 8573-1
- Monitoring of high tech applications with strict air purity requirements

Mobile Measurements

S600



All in One
Dew point, particle and oil vapor

Touch Screen
For easy operation

Portable Unit
Can be carried with one hand

High Precision
Accurate measurements

Compact Design
Makes it unique

4G/LTE Option
For data transfer



Air Quality Instruments for Compressed Air and Gases



Stationary Compressed Air Purity Monitor

S601 5 in 1 Plug & Play



Installation

Wall mountable cabinet with 6 mm hose connection.

Signal Outputs

- Modbus/RTU (RS485)
- Modbus/TCP (Ethernet)
- USB

Pressure Range

0.3 ... 1.5 MPa

Measured Gases

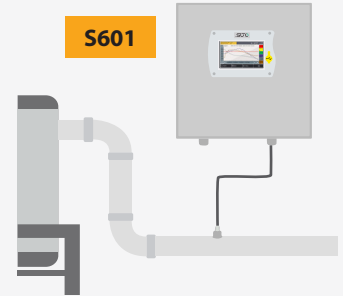
Air / CO₂ / N₂ / O₂ / Argon

Application

Permanent measurement and monitoring of compressed air quality in high tech applications with strict purity requirements, such as medical air, pharmaceuticals, food and beverage, etc.

Ensuring compressed air quality standards as stated in ISO 8573-1.

Treatment



- ✓ **All in One**
Dew point, particle and oil vapor
- ✓ **Easy to Use**
User-friendly design
- ✓ **Data Logger**
Storage of measurements
- ✓ **High Precision**
Accurate measurements
- ✓ **Permanent Monitoring**
24/7 quality measurements
- ✓ **Robust Cabinet**
For rough industrial applications

Portable Breathing Air Analyzer

S605 6 in 1 Plug & Play



Installation

Point-of-use spot checking with easy process connection via 6 mm quick connect

Signal Outputs

- Modbus/RTU (RS485)
- Modbus/TCP (Ethernet)
- USB
- 4G/LTE Modem (optional)

Inlet Pressure

3 ... 15 barg, External pressure reducer allow up to 350 bar process pressure

Measured Gases

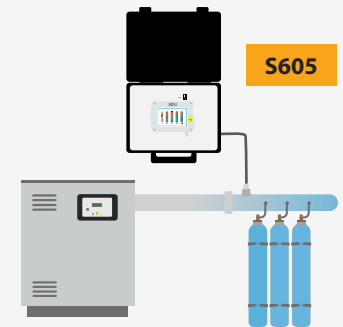
Breathing air analysis

Application

Regular checks of breathing air systems in various sectors as fire fighting, diving, spray painting, chemical industry, offshore and high tech applications.

Meet requirements of international standards such as EN 12021 or CFR 1910.134(d).

Point-of-use



- ✓ **All in One**
O₂, CO₂, CO, H₂O, Oil, Pressure
- ✓ **Plug & Play**
Simple and fast connection
- ✓ **Ultra Portable**
With one hand
- ✓ **High Precision**
Accurate measurements
- ✓ **Compact Design**
Simple and efficient
- ✓ **PDF Generator**
Powerful PDF Reporting

Stationary Breathing Air Monitor

S606 5 in 1 Plug & Play



Installation

Wall mountable cabinet with 6 mm hose connection.

Signal Outputs

- Modbus/RTU (RS485)
- Modbus/TCP (Ethernet)
- USB

Inlet Pressure

3 ... 15 barg, External pressure reducer allow up to 350 bar process pressure

Measured Gases

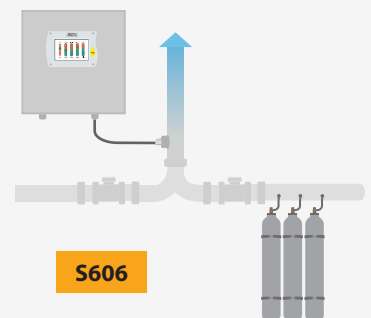
Breathing air analysis

Application

Permanent Monitoring of all crucial breathing air parameters, to ensure that the breathing air is safe for health and the process.

Crucial Industries and sectors rely on a reliable breathing air supply, e.g. fire fighting, diving, spray painting, chemical industry, offshore and high tech applications.

Generation



- ✓ **All in One**
O₂, CO₂, CO, H₂O, Oil, Pressure
- ✓ **Permanent Monitoring**
24/7 monitoring
- ✓ **Data Logger**
Storage of measurements
- ✓ **Alarm Function**
Accurate measurements
- ✓ **Easy to Use**
Simple and fast connection



Leak Detection for Compressed Air and Gases



Ultrasonic Leak Detector

(for Compressed Air, Gas and Pneumatic Systems)

Mobile Measurements

S530 Portable



Application

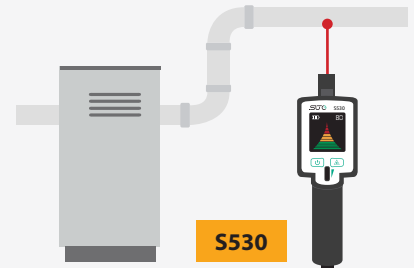
Leak detection in compressed air or gas systems such as refrigerators

- Ultrasonic
- With focus tube and focus tip
- Integrated laser pointer

Benefits

Easy to use handheld device for simple leak surveys.

Identifies leaks in compressed air systems which helps to save energy and reduce compressed air costs



✓ **Easy To use**
Find leaks in minutes

✓ **Laser Pointer**
Quick spot the leak

✓ **Compact Design**
Can be used anywhere

✓ **Noise Isolated Headset**
Inaudible signals easily to be heard

✓ **Long Battery Life**
For long working hours

Smart Ultrasonic Leak Detector

(for Compressed Air, Gas and Pneumatic Systems)

Mobile Measurements

S531 Portable



Application

The S531 helps users quickly find and record leakages in their compressed air, gas and pneumatic system.

- Ultrasonic
- With focus tube and focus tip
- Integrated laser pointer
- Trumpet, to focus the sound waves

Free LMS License

When purchasing a S531 ultrasonic leak detector set, one free LMS license is included.



✓ **Wireless Connection**
Wireless connection to headset

✓ **Mass Storage**
Big memory for leak records, photos and voice recording

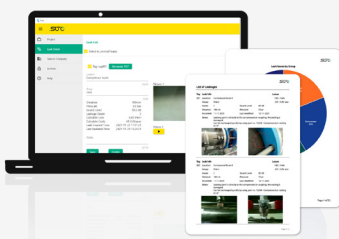
✓ **Leak Parts Photo**
Camera to take photo of leak locations

✓ **Data Analysis**
Export data to LMS for statistics and repair

✓ **Loss Calculation**
Air loss calculation in m³/h or in local currency

Leak Management Software

LMS Local Installation



Installation

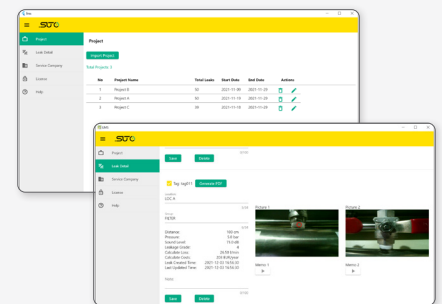
Local installation for easy setup and local data storage

Application

The Leak Management Software (LMS) enables companies to properly manage their leakage detection and repair activities. The software comes as a local installation on a PC.

LMS + S531

The LMS works seamlessly with the S531 Ultrasonic Leak Detector. Recording leaks in the field using the S531 and later importing them to LMS software enables users to gather quantitative leak loss data and easily create powerful reports.



✓ **Simple Interaction Design**
Quick and intuitive operation steps

✓ **Local Installation**
Easy installation and local data storage

✓ **Personalized Configuration**
Company logo, contact person etc.

✓ **Extensive Analysis Report**
Leak report with all relevant data

✓ **One-Click Import and Update**
Import and update new leak data



Flow and Consumption Meters for Liquids and Steam



Ultrasonic Flow Meter for Liquids

S461 Clamp-On



Installation

Clamp-On Installation for pipe sizes of DN40 ... DN1200, Versatile installation options for the display unit

Signal Outputs

- Isolated 4 ... 20 mA (Analog option)
- Switch output, normally open, max. 40 VDC, 0,5 A (Pulse option)
- Modbus/RTU(Standard)
- Modbus/TCP and PoE (Option)

Application

Measures the actual flow and total consumption of various liquids

- Cooling / Heating / Process Water
- Purified Water Measurement
- Fuel, Oils, Petroleum Products
- Water Treatment
- Food / Beverage
- Sanitary
- Hydraulic System Test
- Pharmaceutical Industry

Multiple Locations



- ✓ **Non-Invasive**
Through clamp-on sensors
- ✓ **Smartphone App**
Easy configuration
- ✓ **Energy Meter**
Monitors heat exchangers
- ✓ **Easy installation**
Various installation options
- ✓ **Data Logger**
8 million samples
- ✓ **Compact Design**
Can be installed anywhere

Compact Ultrasonic Flow Meter for Liquids

S462 Clamp-On



Installation

Clamp-On for pipe sizes of DN20 ... DN40 Can be installed on stainless steel pipe, carbon steel pipe, copper pipe or plastic pipe.

Signal Outputs

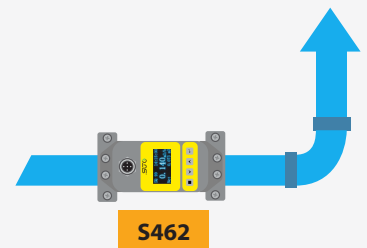
- Isolated 4 ... 20 mA (Analog)
- Modbus/RTU

Application

Clean fluid measurements in

- Cooling / Heating / Process Water
- Purified Water Measurement
- Fuel, Oils, Petroleum Products
- Water Treatment
- Food / Beverage
- Sanitary
- Hydraulic System Test
- Pharmaceutical Industry

Multiple Locations



- ✓ **Clamp On**
No contact to medium
- ✓ **TTC**
Transit Time Correlation Technology
- ✓ **Compact Design**
Can be installed anywhere
- ✓ **Cost-efficient**
Affordable sensor solution
- ✓ **Portable**
Connectable to S551
- ✓ **Stationary**
Connectable to S330/S331

Vortex Flow Meter for Steam

S435 In-Line



Installation

Wafer type for pipe sizes of DN40 ... DN300


Signal Outputs

- 4 ... 20 mA
- Pulse
- Modbus/RTU

Application

Measures the saturated steam flow and consumption to ensure the process quality. The integrated consumption counter allows to calculate steam usage for each consumer in the system.

Steam Pipes



- ✓ **Easy Monitoring**
Effective and inexpensive measurements
- ✓ **Local Display**
For easy configuration and live values
- ✓ **Accurate Results**
Vortex flow measurement
- ✓ **Total Flow**
High accuracy and reliable measurements
- ✓ **Temperature Sensor**
Automatic density adjustment



Displays / Datalogger and IIoT



Display for Sensors

S320 Local installation



Installation

- Panel mounting (standard)
- Wall mounting
- Hat rail holder (only in connection with wall mounting casing)

Sensor Inputs

- 1 input for SUTO flow/dew point sensor
- 1 input for analog sensor 0 ... 20 mA, 0 ... 10 V

Application

Convenient data reading from difficult-to-access sensors.

Data Visualization



✓ **Easy to Use**
User-friendly design

✓ **USB Interface**
Configuration with S4C software

✓ **Alarm**
Optional alarm settings

✓ **Power Supply**
Flexible power supply


✓ **Easy installation**
Wall or panel mountable

✓ **Signal Inputs**
Digital and analog input

Display and Data Logger

S330 Display

S331 Data Logger



Installation

- Panel mounting (standard)
- Wall mounting

Application

Central unit of a compressed air monitoring system displaying and recording all relevant parameters in a compressed air system (Flow, consumption, dew point, pressure, temperature, power consumption, compressor status etc.).

Inputs

2 digital inputs:

- SDI Sensors (up to 2 SDI sensors)
- Modbus Sensors (up to 16 Modbus sensors)

2 analog inputs (option):

- 0 ... 20 mA, 4 ... 20 mA
- 0 ... 10 V
- Pulse

Data Logging

S331



Outputs

- Modbus/TCP (Ethernet)
- Modbus/RTU (RS 485)
- USB
- 2 Alarm relay outputs

✓ **IIoT Support**
Connection to S4M software

✓ **Versatile Connection**
16 sensors inputs

✓ **Data Distribution**
Via Modbus/RTU & Modbus/TCP

✓ **Touch Screen**
5" large color LCD

✓ **Strong Protection**
IP65 Casing

✓ **Data Logger**
100 million values

Portable Display and Data Logger

S551 Portable



Installation

Portable solution: Carrying case for a flexible and efficient usage at the point-of-use

Sensor Inputs

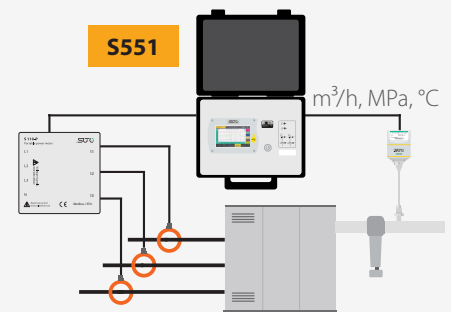
Up to 20 sensors inputs:

- 2 x SDI
- 2 x analog
- 16 x Modbus

Application

The ideal data logger for energy analysis (ISO 50001) and air audits (ISO 11011).

Multiple Locations



✓ **Auto Detect**
SDI or Modbus SUTO sensors

✓ **Versatile Connection**
20 sensors inputs

✓ **4G/LTE Modem**
Remote monitoring and logging (optional)

✓ **Touch Screen**
5" large color LCD

✓ **Strong Protection**
IP65 Casing

✓ **Back-Up Power**
Battery as back-up power



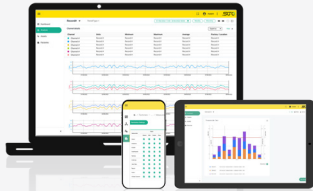
Monitoring and Application Software and Apps



Smart Compressed Air System Monitoring Software

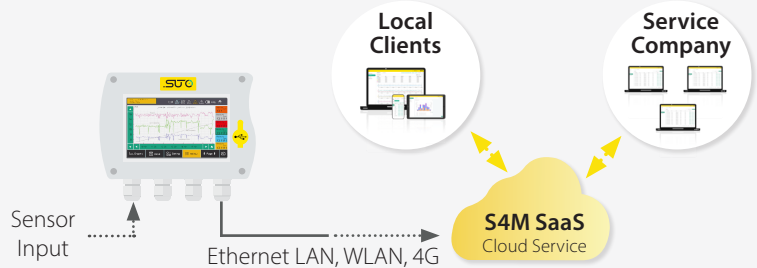
Monitoring, Visualization and Analysis

S4M SaaS Cloud



Benefits

All-in-one monitoring solution for compressed air systems. The powerful software features helps users to get their compressed air system under control



- ✔ Process Value Visualization
- ✔ Extensive Data Analysis
- ✔ Customer Management
- ✔ Alarms & Notifications
- ✔ Monitoring & Optimization
- ✔ Powerful Report Module
- ✔ Personalized Interface
- ✔ Location Management

Smart Compressed Air System Monitoring Software

Data Visualization and Analysis

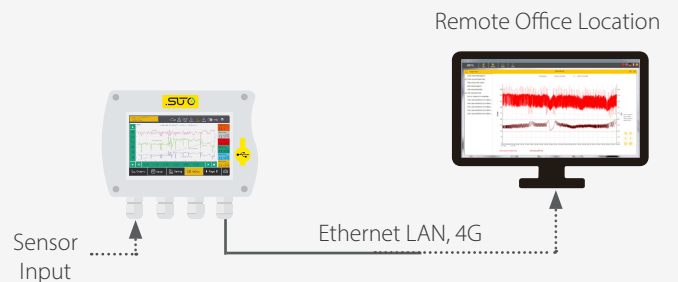
S4A Local



Download

The S4A Software is offered for free and the latest version can be downloaded from the SUTO homepage, no registration or subscription needed.

www.suto-itec.com



- ✔ Graphic Analysis
Powerful graphic analysis
- ✔ Analysis on Exported Files
Export data to the .XLSX and .CSV file
- ✔ Free to use
No payment or subscription needed
- ✔ Readout of Screenshots
Read screenshots from SUTO S331
- ✔ Online Reading
Via USB, Ethernet or WLAN connection

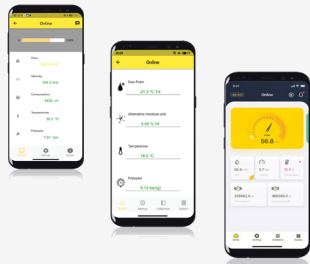
Free Mobile Apps

Smartphone Applications

S4C-FS Gas Flow

S4C-DP Dew Point

S4C-US Liquid Flow



Applications

- SUTO Smartphone Apps are completely free to use
- Wireless real-time data readings of SUTO Flow Meters through S4C-FS App
- User friendly design with intuitive workflows
- Everything runs from your smartphone
- Online configuration, settings and user calibrations of compatible SUTO devices

Signal Outputs

- Wireless connection to SUTO Sensors for on-site readings and configuration
- No PC needed

- ✔ Free Smartphone Apps
For remote Configuration
- ✔ Easy to Use
User-friendly design
- ✔ Online Reading
Live measurement data
- ✔ Wireless Connection
Connection to devices in hard-to-reach places



Current Meter, other Sensors and Calibration Service



Power Meter

- S110** Stationary
- S110-P** Portable



Installation

DIN rail installation for power cabinets or portable version with rugged housing

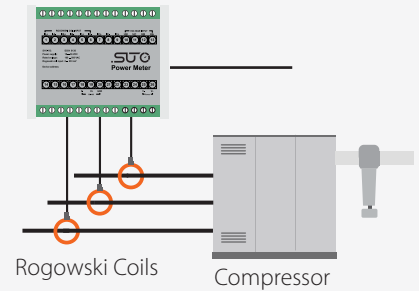
Signal Outputs

- Isolated 4 ... 20 mA (Analog)
- Modbus/RTU

Application

The main application is to measure the power consumption and the accumulated energy consumption of electrical 3-phase consumers, like compressors, driers and oxygen/nitrogen generators.

Generation



✓ **Multi-functional**
3-phase, 1-phase

✓ **Modbus / RTU Interface**
Connects to any Modbus-Master

✓ **Easy Installation**
User-friendly design and setup

✓ **Compressor Performance**
Identifying compressor efficiency

✓ **Rogowski Coils**
Wide range, highly accurate

Other Sensors

- S010** Pressure
- S020** Temperature
- S030** Electrical Current



Installation

Easy installation in compressed air systems (for more information visit www.suto-itec.com)

Signal Outputs

- S010: 4 ... 20 mA
- S011: Modbus/RTU
- S020: 4 ... 20 mA (available in 2 sizes)
- S030: 4 ... 20 mA

Application

Industrial equipment for manifold applications

- Hydraulic and pneumatic systems
- Industrial engines
- HVAC/R equipment
- Spraying systems
- Cooling systems

✓ **Industrial Design**
For various applications

✓ **4 ... 20 mA Output**
Easy connection


✓ **Easy Installation**
User-friendly and compact design

✓ **Cost-efficient**
Affordable sensor solutions

✓ **Strong Protection**
IP65 Casing

Calibration and Certification

- Flow** Calibration
- Dew Point** Calibration
- Oil Vapor** Calibration



SUTO Calibration

- SUTO owned high tech calibration facilities in Germany, Hong Kong SAR and Mainland China
- Flow calibration under pressure and a wide range for highest accuracy
- Real gas calibration system for technical gases
- References and certificates are traceable to national standards

Exchange Calibration Service

The exchange calibration service eliminates down time and enables users to have a seamless record of their measurements.



The user receives in advance a calibrated instrument with calibration certificate and the same instrument settings. The on-site instrument is then switched against the calibrated one and returned to the supplier.

✓ **Flow Calibration**

✓ **Dew Point Calibration**

✓ **Oil Vapor Calibration**

✓ **Particle Calibration**

✓ **Pressure Calibration**

✓ **Temperature Calibration**

Our offices



Kompauto Nordic AB

Fläderstigen 1 | Prästavägen 12
771 43 Ludvika | 224 78 Lund

Sweden



Kompauto Norway AS

Ytrebygdsvegen 37
5251 Søreidgrend

Norway

sales@kompauto.com

www.kompauto.com

Tel.SE +46 10 130 10 00

Tel.NO +47 55 55 86 99

Tel.DK +45 78 74 54 90



INSTRUMENTS

VALVES